



Project: \_\_\_\_\_

Location: \_\_\_\_\_

Fixture Type: \_\_\_\_\_

Catalog Number: \_\_\_\_\_

**AVAILABLE FINISHES:**



# Cascade

PD-41819

**PRODUCT DESCRIPTION**

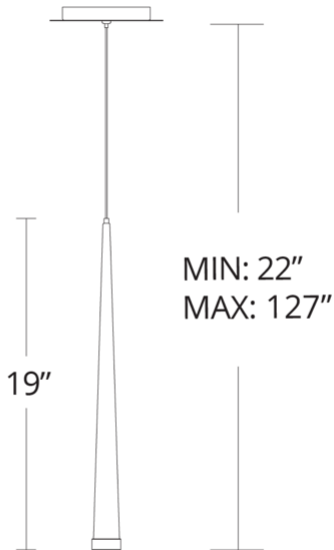
A new aged brass finish updates the original Cascade design for a more refined take on minimalist glam. Each pendant illuminates bountifully while the etched caps punctuate each piece like a chic yet understated exclamation of luxury.

**FEATURES**

- Driver installed within the Junction Box, driver dimension: 2.8" x 1.3" x 1.2"
- CNC precision-cut etched diffuser
- Thin powered aircraft cables provide an ultra clean look for adjustable suspension height
- Can be mounted on a sloped ceiling

**SPECIFICATIONS**

Rated Life	50000 Hours
Standards	ETL, cETL, Damp Location Listed
Input	120-277V, 50/60Hz
Driver Dimension	2.8" x 1.3" x 1.2"
Dimming	ELV
Color Temp	3500K
CRI	90
Construction	Steel body with acrylic diffuser



PD-41819

**REPLACEMENT PARTS**

RPL-GLA-41819 - Glass

Model & Size	Color Temp	Finish	LED Watts	LED Lumens	Delivered Lumens
PD-41819 19"	3500K	AB Aged Brass	7.4W	428	420
	3500K	BK Black	7.4W	428	420
	3500K	PN Polished Nickel	7.4W	428	420

Example: **PD-41819-PN**

For custom requests please contact [customs@modernforms.com](mailto:customs@modernforms.com)



Project: \_\_\_\_\_

Location: \_\_\_\_\_

Fixture Type: \_\_\_\_\_

Catalog Number: \_\_\_\_\_

**AVAILABLE FINISHES:**



# Cascade

PD-41828

**PRODUCT DESCRIPTION**

A new aged brass finish updates the original Cascade design for a more refined take on minimalist glam. Each pendant illuminates bountifully while the etched caps punctuate each piecelike a chic yet understated exclamation of luxury.

**FEATURES**

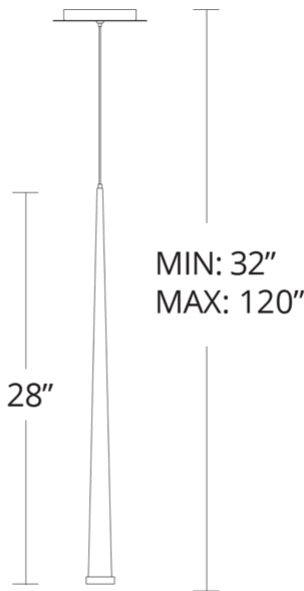
- Driver installed within the Junction Box, driver dimension: 2.8" x 1.3" x 1.2"
- CNC precision-cut etched diffuser
- Thin powered aircraft cables provide an ultra clean look for adjustable suspension height
- Can be mounted on a sloped ceiling

**SPECIFICATIONS**

Rated Life	50000 Hours
Standards	ETL, cETL,Damp Location Listed
Input	120-277V,50/60Hz
Driver Dimension	2.8" x 1.3" x 1.2"
Dimming	ELV
Color Temp	3500K
CRI	90
Construction	Steel body with acrylic diffuser

**REPLACEMENT PARTS**

RPL-GLA-41819 - Glass



PD-41828

Model & Size	Color Temp	Finish	LED Watts	LED Lumens	Delivered Lumens
PD-41828 28"	3500K	AB Aged Brass	7.4W	428	420
	3500K	BK Black	7.4W	428	420
	3500K	PN Polished Nickel	7.4W	428	420

Example: **PD-41828-PN**

For custom requests please contact [customs@modernforms.com](mailto:customs@modernforms.com)



Project:

Location:

Fixture Type:

Catalog Number:

**AVAILABLE FINISHES:**



# Cascade

PD-41837

**PRODUCT DESCRIPTION**

A new aged brass finish updates the original Cascade design for a more refined take on minimalist glam. Each pendant illuminates bountifully while the etched caps punctuate each piecelike a chic yet understated exclamation of luxury.

**FEATURES**

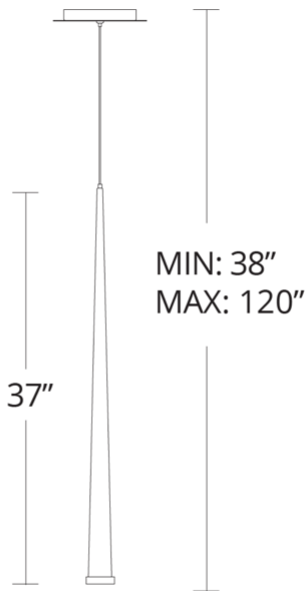
- Driver installed within the Junction Box, driver dimension: 2.8" x 1.3" x 1.2"
- CNC precision-cut etched diffuser
- Thin powered aircraft cables provide an ultra clean look for adjustable suspension height
- Can be mounted on a sloped ceiling

**SPECIFICATIONS**

Rated Life	50000 Hours
Standards	ETL, cETL,Damp Location Listed
Input	120-277V,50/60Hz
Driver Dimension	2.8" x 1.3" x 1.2"
Dimming	ELV
Color Temp	3500K
CRI	90
Construction	Steel body with acrylic diffuser

**REPLACEMENT PARTS**

RPL-GLA-41819 - Glass



PD-41837

Model & Size	Color Temp	Finish	LED Watts	LED Lumens	Delivered Lumens
PD-41837 37"	3500K	AB Aged Brass	7.4W	428	420
	3500K	BK Black	7.4W	428	420
	3500K	PN Polished Nickel	7.4W	428	420

Example: **PD-41837-PN**

For custom requests please contact [customs@modernforms.com](mailto:customs@modernforms.com)