



Project:

Location:

Fixture Type:

Catalog Number:

AVAILABLE FINISHES:



Pi

FM-W44806

PRODUCT DESCRIPTION

This brand-new design in durable stainless steel handles the outdoor elements with ease, while the sleek polished hardware also gives interiors a welcome touch of industrial refinement. A user-friendly twist lock mechanism makes installation a snap. As for illumination, the finely crafted diffuser enhances the brightness for a beautiful mix of task and ambient light.

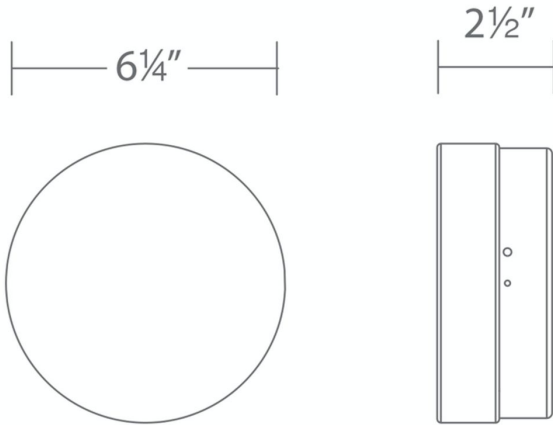
FEATURES

- ACLED driverless technology
- Weather-resistant 316 stainless steel body
- Lightweight injection-molded acrylic diffuser enhances brightness
- Easy twist-lock installation prevents slippage with no visible hardware
- Built in color temperature adjustability. Switch from 2700K/3000K/3500K
- Compact 3CCT switch installs within the junction box
- 277V option available for 9", 12" and 15" only (special order), not available for 6"
- Option to pre-select color temperature or adjust in the field
- 0-10V dimming option available (special order), unit dimensions: 3.4" x 1.2" x 0.5" (model#LDS065M010AFE-LO1)

SPECIFICATIONS

Rated Life	54000 Hours
Standards	ETL, cETL, Wet Location Listed, IP65, Title 24 JA8: 2019 Compliant
Input	120 VAC, 50/60Hz
Dimming	ELV: 100-10%, TRIAC: 100-10%
Mounting	Can be mounted on ceiling or wall in all orientations
Color Temp	3500K, 3000K, 2700K
CRI	90
Construction	Weather-resistant 316 stainless steel body with acrylic shade

REPLACEMENT PARTS

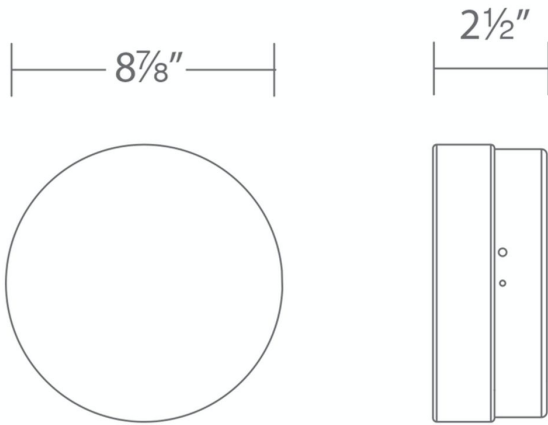


FM-W44806

Model & Size	Color Temp	Finish	LED Watts	LED Lumens	Delivered Lumens
FM-W44806 6"	2700K	BK Black	10.3W	878	574
	2700K	SS Stainless Steel	10.3W	878	574
	3000K	BK Black	10.3W	790	574
	3000K	SS Stainless Steel	10.3W	790	574
	3500K	BK Black	10.3W	800	574
	3500K	SS Stainless Steel	10.3W	800	574

Example: **FM-W44806-35-SS**

For custom requests please contact customs@modernforms.com



FM-W44809

Project:

Location:

Fixture Type:

Catalog Number:

AVAILABLE FINISHES:



Pi

FM-W44809

PRODUCT DESCRIPTION

This brand-new design in durable stainless steel handles the outdoor elements with ease, while the sleek polished hardware also gives interiors a welcome touch of industrial refinement. A user-friendly twist lock mechanism makes installation a snap. As for illumination, the finely crafted diffuser enhances the brightness for a beautiful mix of task and ambient light.

FEATURES

- ACLED driverless technology
- 277V option available for special order.
- Weather-resistant 316 stainless steel body
- Lightweight injection-molded acrylic diffuser enhances brightness
- Easy twist-lock installation prevents slippage with no visible hardware
- Built in color temperature adjustability. Switch from 2700K/3000K/3500K
- Compact 3CCT switch installs within the junction box
- 277V option available for 9", 12" and 15" only (special order), not available for 6"
- Option to pre-select color temperature or adjust in the field
- 0-10V dimming option available (special order), unit dimensions: 3.4" x 1.2" x 0.5" (model#LDS065M010AFE-LO1)

SPECIFICATIONS

Rated Life	54000 Hours
Standards	ETL, cETL, Wet Location Listed, IP65, Title 24 JA8: 2019 Compliant
Input	120 VAC, 50/60Hz
Dimming	ELV: 100-10%, TRIAC: 100-10%
Mounting	Can be mounted on ceiling or wall in all orientations
Color Temp	3500K, 3000K, 2700K
CRI	90
Construction	Weather-resistant 316 stainless steel body with acrylic shade

REPLACEMENT PARTS

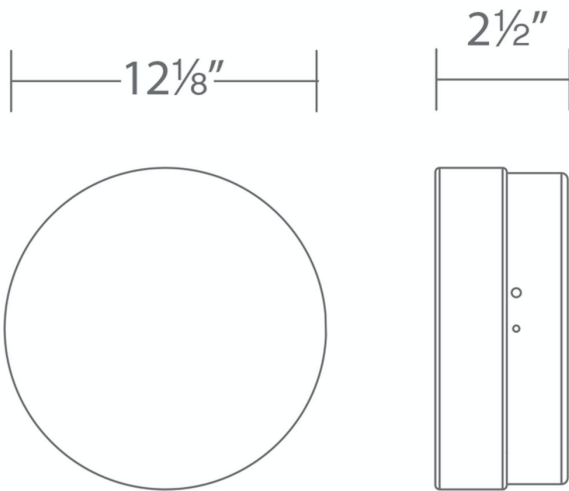
-

Model & Size	Color Temp	Finish	LED Watts	LED Lumens	Delivered Lumens
FM-W44809 9"	2700K	BK Black	16.6W	1571	1070
	2700K	SS Stainless Steel	16.6W	1571	1070
	3000K	BK Black	16.6W	1400	1070
	3000K	SS Stainless Steel	16.6W	1400	1070
	3500K	BK Black	16.6W	1542	1070
	3500K	SS Stainless Steel	16.6W	1542	1070

Example: **FM-W44809-35-SS**

•For 277V special order, add an "F" before the finish: FM-W44809F-30-SS

For custom requests please contact customs@modernforms.com



FM-W44812

Project:

Location:

Fixture Type:

Catalog Number:

AVAILABLE FINISHES:



Pi

FM-W44812

PRODUCT DESCRIPTION

This brand-new design in durable stainless steel handles the outdoor elements with ease, while the sleek polished hardware also gives interiors a welcome touch of industrial refinement. A user-friendly twist lock mechanism makes installation a snap. As for illumination, the finely crafted diffuser enhances the brightness for a beautiful mix of task and ambient light.

FEATURES

- ACLED driverless technology
- Weather-resistant 316 stainless steel body
- Lightweight injection-molded acrylic diffuser enhances brightness
- Easy twist-lock installation prevents slippage with no visible hardware
- Built in color temperature adjustability. Switch from 2700K/3000K/3500K
- Compact 3CCT switch installs within the junction box
- 277V option available for 9", 12" and 15" only (special order), not available for 6"
- Option to pre-select color temperature or adjust in the field
- FM-W44806 doesn't qualified for Energy Star
- 277V option available for special order.

SPECIFICATIONS

Rated Life	54000 Hours
Standards	ETL, cETL, Wet Location Listed, IP65, Title 24 JA8: 2019 Compliant
Input	120 VAC, 50/60Hz
Dimming	ELV: 100-10%, TRIAC: 100-10%
Mounting	Can be mounted on ceiling or wall in all orientations
Color Temp	3500K, 3000K, 2700K
CRI	90
Construction	Weather-resistant 316 stainless steel body with acrylic shade

REPLACEMENT PARTS

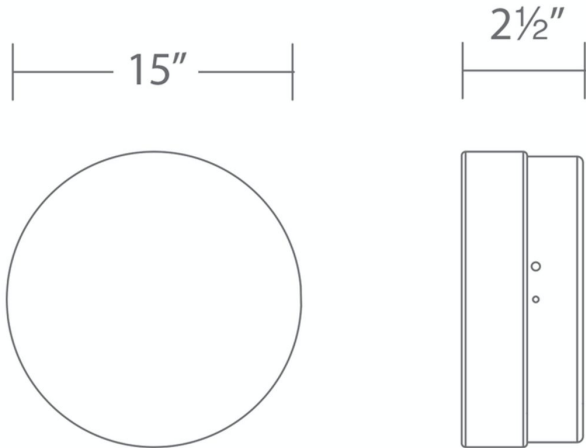
-

Model & Size	Color Temp	Finish	LED Watts	LED Lumens	Delivered Lumens
FM-W44812 12"	2700K	BK Black	27.4W	2566	1482
	2700K	SS Stainless Steel	27.4W	2566	1482
	3000K	BK Black	27.4W	2315	1482
	3000K	SS Stainless Steel	27.4W	2315	1482
	3500K	BK Black	27.4W	2400	1482
	3500K	SS Stainless Steel	27.4W	2400	1482

Example: **FM-W44812-35-SS**

•For 277V special order, add an "F" before the finish: FM-W44812F-27-SS

For custom requests please contact customs@modernforms.com



FM-W44815

Project:

Location:

Fixture Type:

Catalog Number:

AVAILABLE FINISHES:



Pi

FM-W44815

PRODUCT DESCRIPTION

This brand-new design in durable stainless steel handles the outdoor elements with ease, while the sleek polished hardware also gives interiors a welcome touch of industrial refinement. A user-friendly twist lock mechanism makes installation a snap. As for illumination, the finely crafted diffuser enhances the brightness for a beautiful mix of task and ambient light.

FEATURES

- ACLED driverless technology
- Weather-resistant 316 stainless steel body
- Lightweight injection-molded acrylic diffuser enhances brightness
- Easy twist-lock installation prevents slippage with no visible hardware
- Built in color temperature adjustability. Switch from 2700K/3000K/3500K
- Compact 3CCT switch installs within the junction box
- 277V option available for 9", 12" and 15" only (special order), not available for 6"
- 0-10V dimming option available (special order), unit dimensions: 3.4" x 1.2" x 0.5" (model#LDS065M010AFE-LO1)
- FM-W44806 doesn't qualified for Energy Star

SPECIFICATIONS

Rated Life	54000 Hours
Standards	ETL, cETL, Wet Location Listed, IP65, Title 24 JA8: 2019 Compliant
Input	120 VAC, 50/60Hz
Dimming	ELV: 100-10%, TRIAC: 100-10%
Mounting	Can be mounted on ceiling or wall in all orientations
Color Temp	3000K, 3500K
CRI	90
Construction	Weather-resistant 316 stainless steel body with acrylic shade

REPLACEMENT PARTS

-

Model & Size	Color Temp	Finish	LED Watts	LED Lumens	Delivered Lumens
FM-W44815 15"	3000K	BK Black	31.3W	2745	1773
	3000K	SS Stainless Steel	31.3W	2745	1773
	3500K	BK Black	31.3W	2980	1838
	3500K	SS Stainless Steel	31.3W	2980	1838

Example: **FM-W44815-35-SS**

For custom requests please contact customs@modernforms.com